



Safety



Prepared By: Sazan Ahmed

KUST'S Fire Equipment



1. Fire Exit sign
2. Fire Exit stair
3. Fire Extinguisher
4. Fire hose cabinet
5. Fire Alarm System
6. Fire Alarm gas
7. Fire Ball

Be prepared for a fire emergency



- Learn the sound of your building fire alarm.
- Make sure you know what to do if the fire alarm sounds. Plan your escape.
- **ALWAYS** familiarize yourself to “where you are” and be sure to know how to reach the **TWO** nearest **EXITS**.
- Use stairs, never take the elevator during a fire



**Dial 115
Emergency Number**



1st floor

BESIDE THE ROOM 107




2nd floor

INSIDE THE




3rd floor

INSIDE THE TEA-




4th floor

INSIDE THE ROOM



5th floor

INSIDE THE ROOM



6th floor

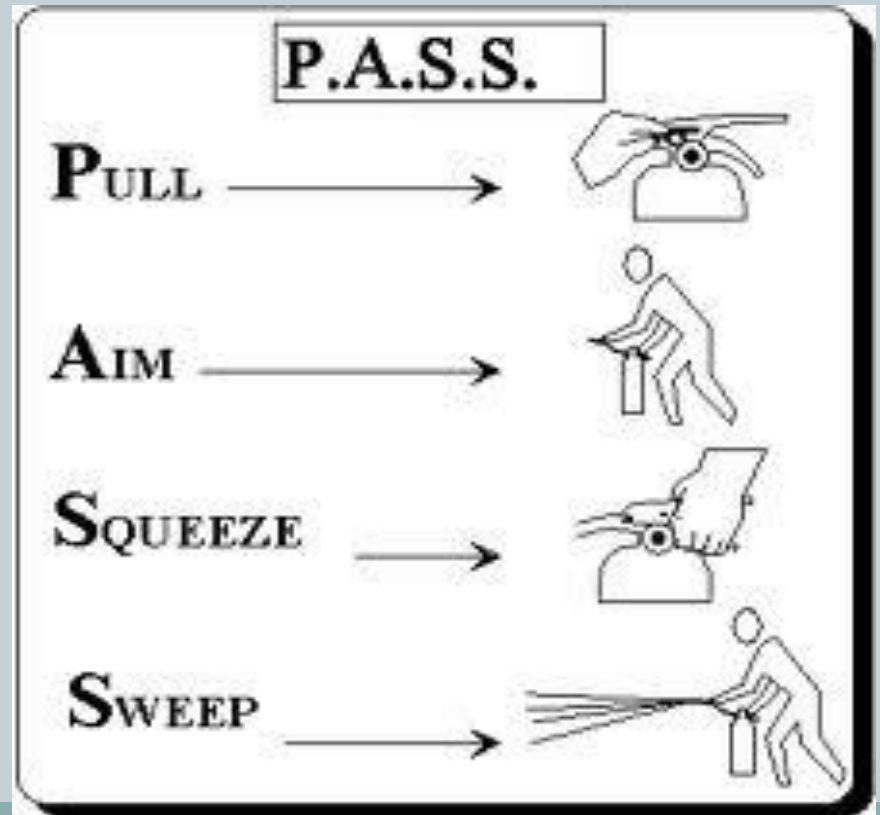
INSIDE THE ROOM



1- Using Fire Equipment



- **NEVER ATTEMPT TO PUT OUT A FIRE ON YOUR OWN!**
(Unless the fire is very small and you have been trained to do so).
- Using Fire Extinguisher



2- Using Fire Equipment

- Alarm System



Automatic fire hose reel

Instructions for use



Do not use on live electrical equipment



Admin & HR role



- Each six Months to check the expire Date of Fire Extinguisher
- Checking Alarm System
- putting More Signs
- Giving safety training to staff
- Implementing MOHE instructions



Thank you...